


Linetex®



LN90

Linetex® 3000 BOND




LN80

Linetex® 3460 BAMBOO




LN83

Linetex® 6528 NUT



LN82

Linetex® 1651 FRAPPE



LN20

Linetex® 2154 TEJA




LN84

Linetex® 6027 TOAST



LN60

Linetex® 4437 MATCHA




LN70

Linetex® 5024 BASSALT



LN50







Linetex® 4031 ATITLAN



LN00

Linetex® 4210 SHALE

DE HIER AFGEBEELDE KLEUREN ZIJN INDICATIEF EN KUNNEN AFWIJKEN VAN DE WERKELIJKE KLEUREN. GELIEVE DE KLEURENKAART BIJ UW VERDELER TE RAADPLEGEN.
LES COLORIS REPRÉSENTÉS ICI SONT ILLUSTRÉS À TITRE INDICATIF ET PEUVENT VARIER DES COULEURS RÉELLES. VEUILLEZ CONSULTER LA CARTE D'ÉCHANTILLONS CHEZ VOTRE DISTRIBUTEUR.

Composition		topcoat : vinyl	backing: 100% PE
Weight		665 gr/m ²	Useable width: min. 137 cm
Abrasion		> 100'000 cycles (MARTINDALE)	
Resistance UV		ISO 105 B04 ≥ 4/5 (Grey Scale)	ISO 105 B02 ≥ 7/8 (Blue Wool Scale)
Flame retardancy		EU: EN 1021 Part 1 & 2	DE: DIN 4102 B2
Sustainability		Carbon Neutral Certified EcoSense Greenguard Certified Indoor Air Quality Certified	ISO 14001 Certified ISO 45001 Certified Reach & RoHs Compliant Phthalate Free

PERMABLOK³® PLUS+ ADVANCED PROTECTION

IMPROVED DYE RESISTANCE AND CLEANING

PERMABLOK³® PLUS+ from SPRADLING® is a newly developed protective coating combining the well-known and proven **PERMABLOK³®** formula (**anti-bacterial and anti-abrasion**) with an enhanced resistance to stains: it seals the surface providing a shield against stains, makes cleaning easier and improves removal of dye-transfer*.

*Removal of stains and indigo dye may vary depending on the type of textile, time of exposure, surrounding conditions, cleaning and maintenance of the material. **PERMABLOK³® PLUS+** offers improved protection to indigo dye and stains, yet full removal or cleaning cannot be guaranteed. Please read our cleaning and maintenance guide carefully to achieve best results.

CARE AND CLEANING GUIDE - <https://www.spradling.eu/brands/permablok3-plus>

The vinyl should be cleaned periodically in order to maintain its appearance and prevent build-up of dirt and contaminants. Any stain, spills, or soiling should be cleaned up promptly to prevent the possibility of permanent staining. Use soft soapy solutions or special cleaning products for vinyl fabrics to remove stains on the surface of the material. Remove only with a damp white cloth. Lacquers, strong cleaners, detergents, xylene-based solutions, acetone, or ketone (MEK) cause immediate damage and contribute to the deterioration of the material. The use of such cleaners is at the owner's risk.

DAILY CLEANING AND MAINTENANCE

1. Clean the entire surface using a mixture of 1:9 liquid soap (neutral pH) and water. Do not use soap or cleaning solutions that contain alcohol, ketones, xylene, acetates or solvents (mineral/white spirits).
2. Completely remove excess cleaner with a white, clean, damp cloth.
3. Dry the surface.



It is common knowledge that heat from the sun can make dark surfaces feel much hotter than lighter ones. And when it is sunny outside, dark surfaces heat up even faster when there are no clouds to get in the way. This is the reason why, sometimes, Outdoor, Marine & Automotive design and development teams avoid selecting dark colours, as they reach excessive temperatures that inhibit proper comfort for the end user.